



District Report Card: 2017


State: Haryana	District: Mewat
Class: 5	Subject: Language
Schools: 61	Students: 1551


Participation/Coverage


Students

<div>GENDER</div> <div></div>	Boys		Girls	
	Number	%	Number	%
	700	45.13	851	54.87

<div>AREA</div> <div></div>	Rural		Urban	
	Number	%	Number	%
	1526	98.39	25	1.61

<div>CATEGORY</div> <div></div>	SC		ST		OBC		GEN	
	Number	%	Number	%	Number	%	Number	%
	112	7.22	2	0.13	1396	90.01	41	2.64

<div>CWSN</div> <div></div>	LD	VI	HI	S&LD	ID	Oth
	0	0	2	0	29	107

<div>Management</div> <div></div>	Government		Government-aided	
	Number	%	Number	%
	1551	100.00	0	0.00

Average Performance of Students in Language (%)

Overall	Gender		Area		Management		Social Group			
	Male	Female	Rural	Urban	Govt.	Aided	SC	ST	OBC	GEN
43.07	42.40	43.63	42.69	66.67	43.07	0.00	43.21	23.33	43.19	39.84

Performance on Learning Outcomes (LOs)

Learning Outcomes	Description	Average Performance(%)
L504	Reads and comprehends independently storybooks, news items/ headlines, advertisements etc.	41.83
L508	Reads text with comprehension, locates details and sequence of events	43.69

Range of Performance of Students who Answered Correctly							
Below 30%		30% - 50%		50% - 75%		Above 75%	
Number	%	Number	%	Number	%	Number	%
445	28.69	485	31.27	466	30.05	155	9.99

Lowest Performing Learning Outcomes (LOs)

- 1 - Reads and comprehends independently storybooks, news items/ headlines, advertisements etc. (41.83)
- 2 - Reads text with comprehension, locates details and sequence of events (43.69)